

Data led Innovations through Integration

AHHA- Data Collaboration Meeting 25th May 2016

PRESENTERS

Jane Campbell

Health Integration Outcomes Manager
Central Queensland, Wide Bay Sunshine
Coast PHN

Di Cross

Spot On Project Coordinator
Central Queensland, Wide Bay Sunshine
Coast PHN

Colleen Johnston

Senior Research Officer, School of
Nursing, Midwifery and Paramedicine
University of the Sunshine Coast

Gympie Nurse
Practitioner Clinic

The Gympie Nurse Practitioner Clinic

SPOT ON

SPOT ON (Supporting Patient Outcomes
through Organised Networks)

CEDRIC

HIPS (Health Intervention Projects for Seniors)
& GEDI Nurses (Geriatric Emergency
Department Initiative)


Gympie Nurse Practitioner Clinic



Aim and Background



In 2012 presentations to Gympie DEM were suitable to be seen in Primary Care Setting



40 patients presenting per day that may have been suitable to be seen in a more appropriate and cost efficient setting.

System Design

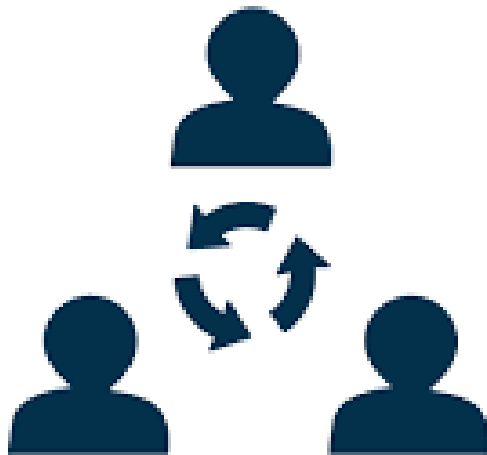
A Nurse Practitioner primary care clinic would provide an alternative option for the treatment of low acuity patients to reduce waiting times for minor injury and illness in DEM.



Assess and treat ambulant patients with non-complex single system problem who can be discharged within less than 2 hours

System Design

Supported by GPs



Information Exchange

Notification & Recall

Promotion of the Service

Outcomes so far...



NEAT SCORE KPI 83%

NEAT SCORE ACHIEVED 95%

For more information...

Leuwin Ferguson

Director of Gympie Health Services at Queensland Health

07- 5489 8444

phn
CENTRAL QUEENSLAND,
WIDE BAY, SUNSHINE COAST

An Australian Government Initiative

Spot n

hospital avoidance



Aim and Background

Low acuity patients receiving quality care in the Right place for their condition, at the Right time, Every time

The literature suggests 10-30% of presentations can be seen and effectively managed in general practice.

Aim and Background

SCHHS had 113,029 ED
(excluding Noosa Hospital)
presentations in 2014-15,

55,729 of these
presentations were triaged
at cat 4 or 5



SPOT ON Strategies

- GP Engagement
 - Tier 1 GP – Patients known to the practice with usual billing structures
 - Tier 2 GP – New and existing patients, will bulk bill SPOT ON patients
- Clinical Pathways
- Research and Evaluation
 - Patient Experience
 - Clinical Outcomes
 - Economic value

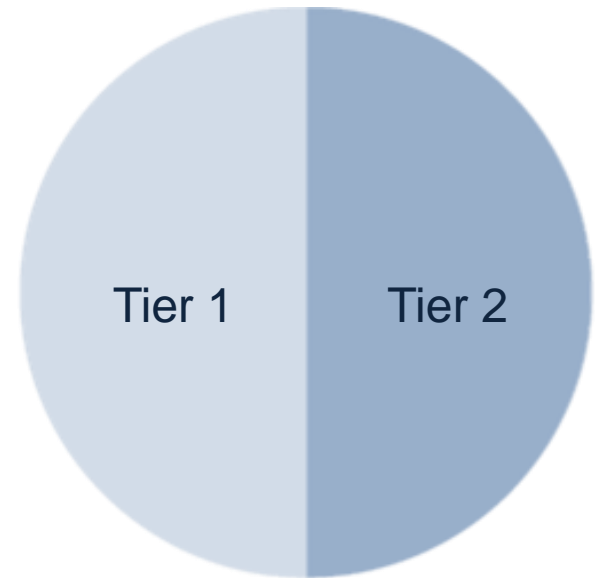
Outcomes so far...

Results from the first 9 weeks



170 patients were transported to Medical Centres

40 patients made their own way based on QAS referral



Outcomes so far...

Count of week	
Sunday	11
Monday	23
Tuesday	35
Wednesday	20
Thursday	20
Friday	34
Saturday	24
Grand Total	167

